

Padre Trails Camera Club

Travel Competition - Red Group

Sept, 20 2023

Judged by Doug Davlin



1

ANDINO IBANEZ
ANDINO IBANEZ

02-A Night in London .jpg

Fernando Ibanez



2

11-Pismo Beach Boardwalk.jpg

Karen Schofield



3

01- Castillo Del Morro, Cuba.jpg

Fernando Ibanez


Red '23 — Places & Honorable Mentions

4



08-Margerie Glacier - Alaska.jpg

Dick Light



5

13-Sagrada Familia.jpg

Dick Light

6



04-Danube Blue Hour in Budapest.JPG

Don Eastman



01- Castillo Del Morro, Cuba.jpg

Fernando Ibanez



Beautiful I would only suggest a tighter cropping to emphasize the width ... the expanse of the installation. I also did a bit of shadow adjustment to get some detail in the water.





02-A Night in London .jpg

Fernando Ibanez




Great shot!

Love the colors and the reflections on the water.

The only thing I would do is erase the blue/green light on the lower left corner near the wheel. But . I think that is against the rules. 😊

Hope you got to ride the Eye!






03-Collingwood, Ontario Drone Show.jpg



Charlie Gibson

The technology of maneuvering those drones is always fascinating. However a couple of things bother me about this image ... the bisection of the sky with the even dark cloud seems unreal and the blue/green water also seems unnatural. I did a tiny vertical crop to get rid of a white light on the left horizon.





This image brings back good memories of the Queen of the Danube.

Though shot from a good viewpoint, it suffers most from being out of focus ... especially the lights & buildings across the river. A bit of camera shake?

My suggestions are to crop from the right and the top. Also, to darken the sky and then smart sharpen the whole thing.

04-Danube Blue Hour in Budapest.JPG




Don Eastman



I hope you were also able to take in the Shoes Memorial.






05-Jungle Suspension Bridge_Costa Rica.jpg



Karen Schofield

Walking within a tree canopy is always a delight and a good memory. To me, it would be better if the person was walking towards you. Also, I would move the subject off center. I cropped your image to do this and also lightened up the shadows ... especially on the tree in the left foreground.





Ah, the wonderful Cube Houses of Rotterdam. How fanciful, mentally disturbing and different. I think being too close causes excessive keystoneing. Quite a conundrum.

Perhaps it would be better to backup and take the shot from further away? Maybe like this?



06-Kijk-Kubus Cube homes of Rotterdam Netherlands.jpg



Rick Thau

Or go all out with this:

Note: the example images are from the internet ... not mine.





Glad you got to be in Maui ... a most beautiful island and wonderful people. I hope the restoration goes well.

As for your image, try to keep keystoneing to a minimum ... because correcting it causes one to lose part of the picture. Also look beyond your main interest and try to find a viewpoint that eliminates distracting features ,, such as poles, trees, etc.

07-Last Look Lahaina.jpg



Charlie Gibson






08-Margerie Glacier - Alaska.jpg

Dick Light



Ah. ... Alaska ... I had the honor of living up there for 35 years. What a beautiful state and full of wonderful people. Your image of a glacier is terrific, but I would have darkened the sky, darkened the glacier to enhance the shadows and finally cropped it a bit from the bottom and the top. It would be helpful to have a secondary point of interest ... like a whale, some seals, a kayak or two,, etc. Also, a sky with some clouds would be nice. Over all... a nice shot.



09-Mount Vesuvius towering over the street in Pompeii Italy.jpg



Rick Thau



A nice approach but Mt. Vesuvius seems a **little** too plain and/or hidden with clouds and mist. I cropped to **take the mountain off center**, altered the exposure a bit and smart sharpened about 20%.



10-Olives in Aix-en-Provence, France.jpeg



Cath Tendler

Vous devez aimer la cuisine française.



Love the colors and angle of view. Good exposure... but I don't get a sense of the place ... the market ,, the farmer or sales people. What compelled you to take the picture and why.



11-Pismo Beach Boardwalk.jpg

Karen Schofield




Great POV, but I would suggest not centering the sign. If the palm trees were not in the background, I would crop from the top but I would also lighten the shadows and darken the highlights and then do just a tiny amount of smart sharpening.




12-Practice run, Saratoga Springs.jpg

Carole Gan



I do not think I did a very good job, but I would suggest you eliminate the starting gate & starter and give more space for the horses to run. Also cut out most of the sky as it really does not contribute to the scene.




13-Sagrada Familia.jpg




Dick Light

Gaudi's works are such a delight to photograph. It is good that you got to record this. Interior shots are hard to record as attention needs to be paid to keystoneing, light, reflections, balance, etc. I used a bit of shadow adjustment, a small bit of sharpening, and made the columns verticle.

Hope you also got to hear the organ.






14-San Francisco & the Bay from
Mount Tamalpais.jpg



Brooks Leffler

What a view of SF & the bay. Unfortunately, the city is out of focus and really far away. I like how the mountain ridge leads ones eyes up toward the bay , but it's so far away and under exposed that it is too hard to see and appreciate. Maybe use a greater telephoto lens? ... and very sturdy tripod.





15-SFs Guardian Angel - Mt. Tamalpais.jpg



Brooks G. Leffler

A nice memory shot, but needs more contrast, a better sky, and be in sharp focus. I tried some cropping and sharpening, but it did not really save it. But it is good that you got out and captured some scenes that I have never before seen.





16-Touring the guilded hallways of the Czarina's St. Petersburg summer palace.JPG



Don Eastman

I imagine that this shot was most difficult to take with all those people in there. If you really want that shot you may have to go back and wait until everyone leaves. Then you can get a better perspective composition. Instead of trying to get it all in one image, maybe try getting some close ups showing the detail might be more interesting than trying to get it all.





I am not familiar with the retreat or of Mary Magdalene's life story. Is this a rock formation that looks like a tree? ... and why are there two small circular discs there? I think the formation would look better without them.

The photograph poses more questions than answers. Maybe the photograph should show more area?

Sorry ... I do not have any advice for you.

17-Tree of Life, Sainte-Baume Montains France.jpg



Carole Gan





18-Under Sundial Bridge, Redding, CA.jpeg



Cath Tandler

this shot I find to be most interesting in the choice of POV and, at the same time,, most disturbing from a social/societal frame of mind. Usually, when I see a bridge like this one, I think of shots like this one:



Back to the days of KAP.

The picture submitted is intriguing for all the shadows and shapes the mystery of not knowing who they are or where they are.... or where they are going. Perhaps reframed without the sky?
Glad the glass used is translucent and not transparent.
Wish the diagonal struts were not there.

Maybe shoot in B/W?